


TIE DOWN MAP

WESTSIDE


<<< Vehicle Gate W3

<<< Pedestrian Gate W4A


Commercial-Reserved >>>



K




J




A



B




C




D




E




F



G



H



I

Taxiway J

Monthly Rates:

Small – Single Engine

Ramp – Monthly \$60.00

Large – Twin Engine

Ramp – Monthly \$70.00